



basic education

Department:
Basic Education
REPUBLIC OF SOUTH AFRICA

NATIONAL SENIOR CERTIFICATE

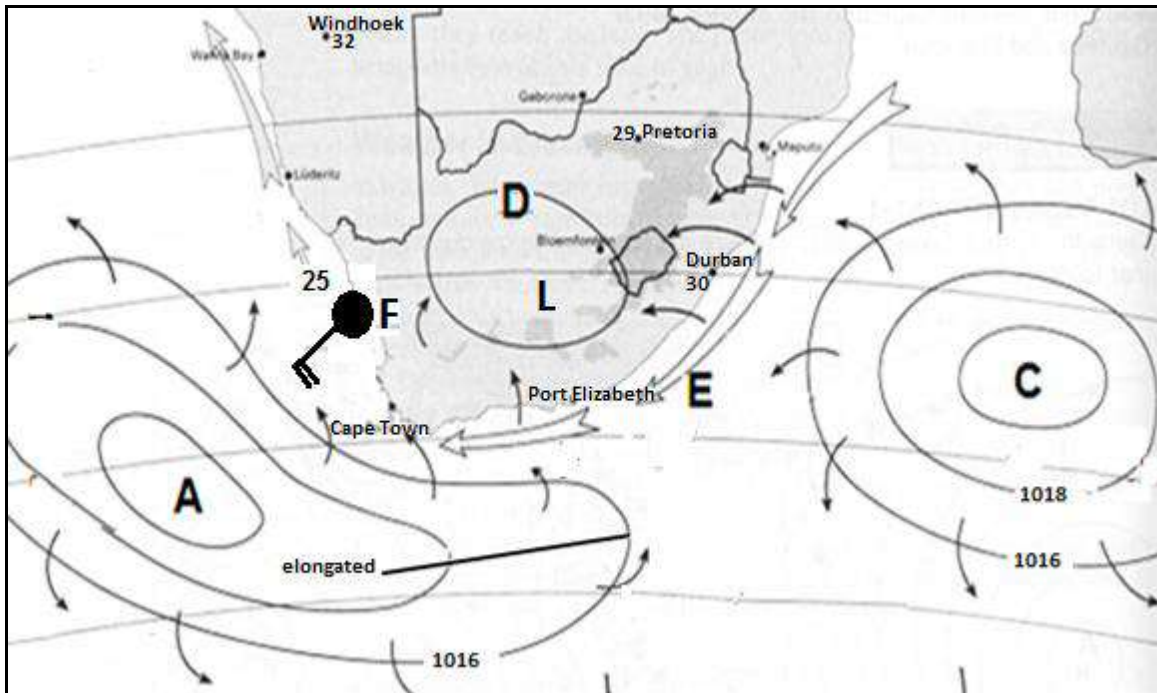
GRADE 12

GEOGRAPHY P1

FEBRUARY/MARCH 2018

ANNEXURE

This annexure consists of 10 pages.

FIGURE 1.1: A SYNOPTIC WEATHER MAP OF SOUTH AFRICA

[Source: South African Weather Service]

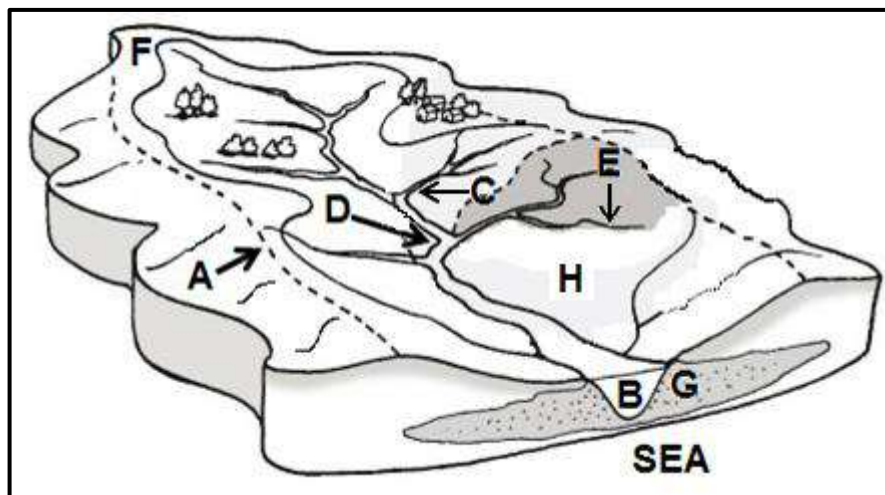
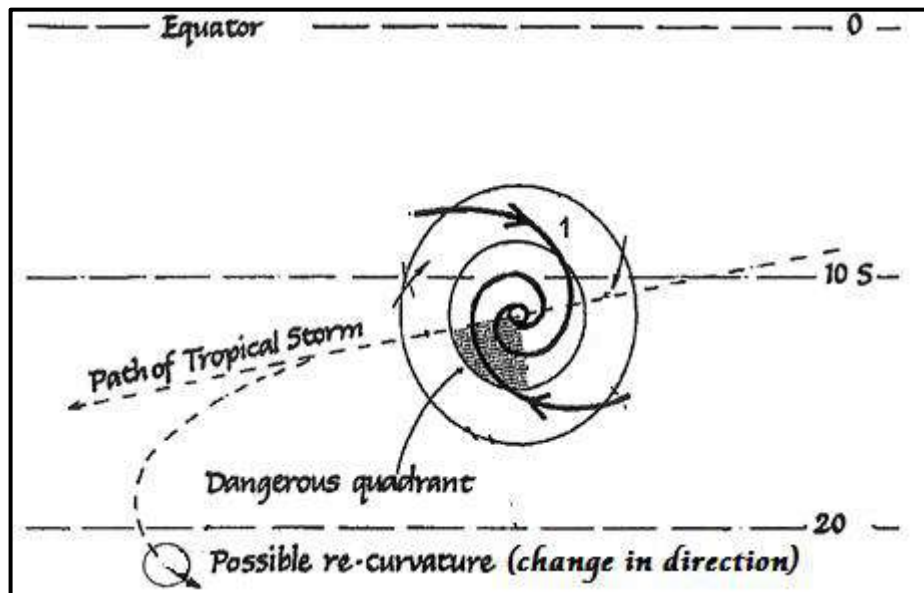
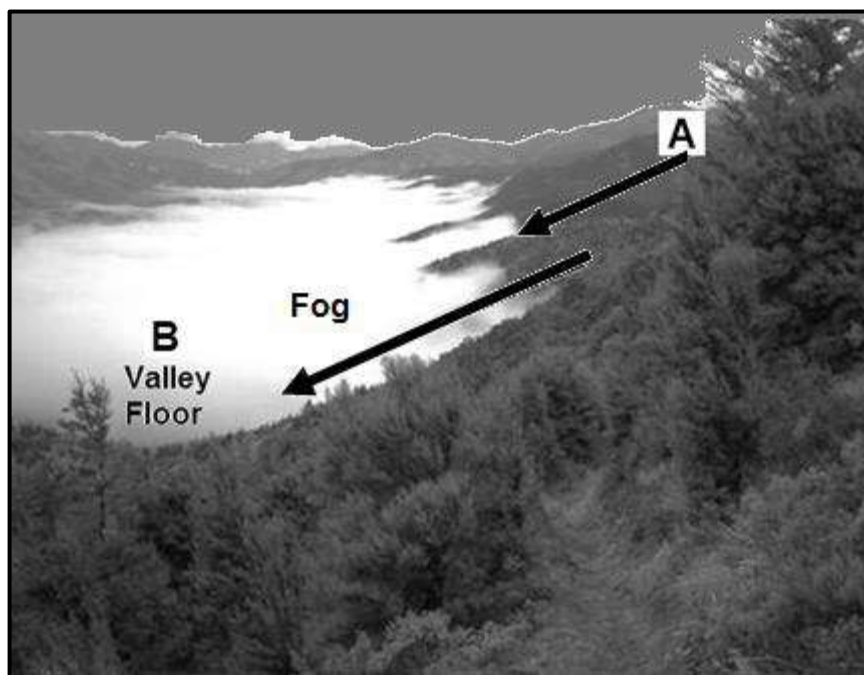
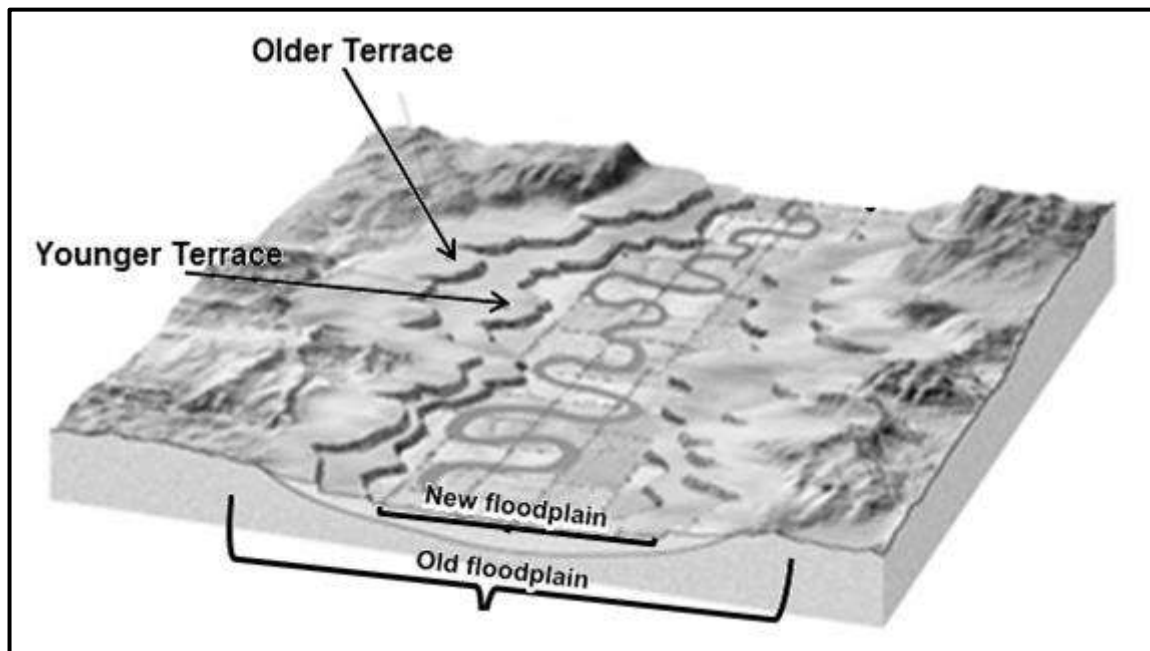
FIGURE 1.2: A DRAINAGE BASIN[Adapted from
<http://www.waterwise.co.za/export/sites/water-wise/images/water/catchment.jpg>]

FIGURE 1.3: PATH OF A TROPICAL CYCLONE

[Source: <http://about.metservice.com/assets/Learning-Centre/Mariners-Met-Pack-South-West-Pacific-ch5-Tropical-Cyclones.pdf>]

FIGURE 1.4: A KATABATIC WIND

[Source: <http://fox41blogs.typepad.com/.a/6a0148c78b79ee970c019affe51c3d970c-500wi>]

FIGURE 1.5: FLOODPLAIN AFTER REJUVENATION

[Adapted from Pearson Education]

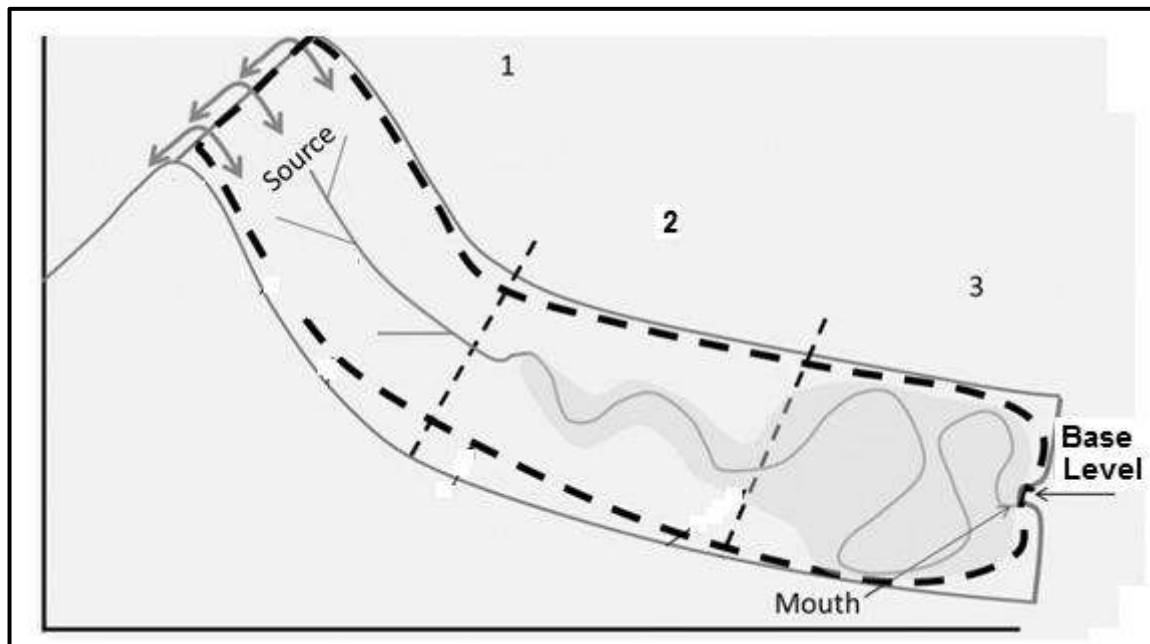
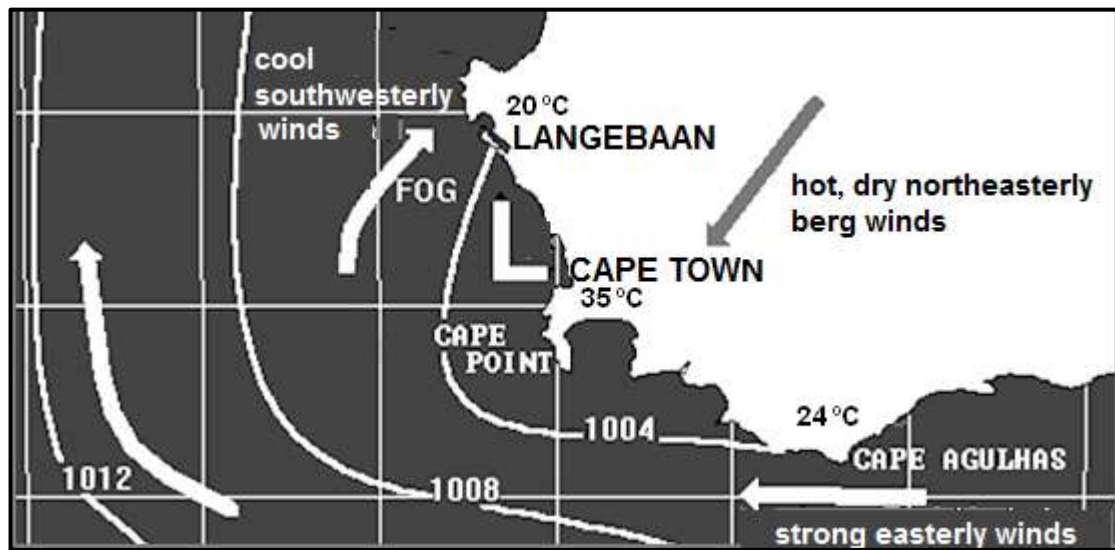
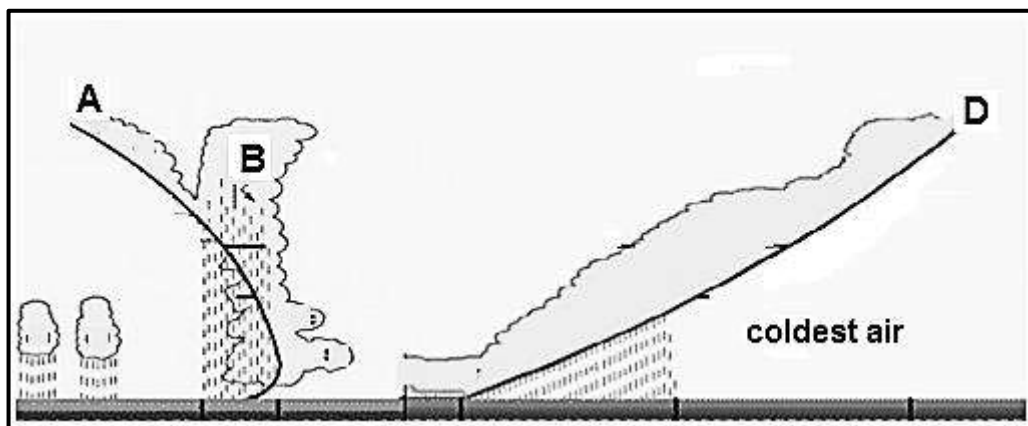
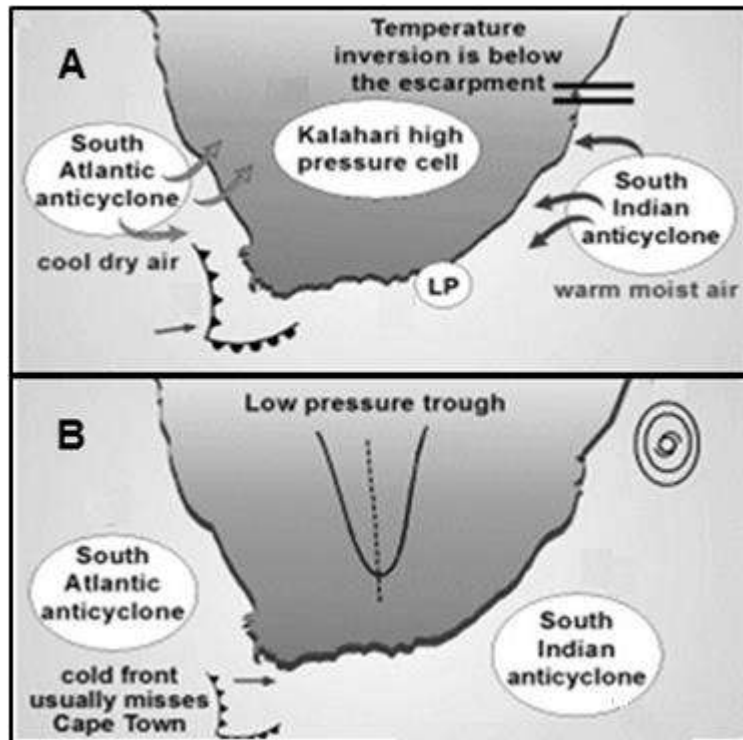
FIGURE 1.6: LONGITUDINAL PROFILE OF A GRADED RIVER[Adapted from Yorkshiredalesrivertrust.com]

FIGURE 2.1: A COASTAL LOW PRESSURE SYSTEM

[Source: South African Weather Service]

FIGURE 2.3: A CROSS-SECTION OF A MID-LATITUDE CYCLONE

[Adapted from <http://isu.indstate.edu/ebermudez/hlth210/lesseightc.html>]

FIGURE 2.4: INLAND TEMPERATURE INVERSION

[Source:

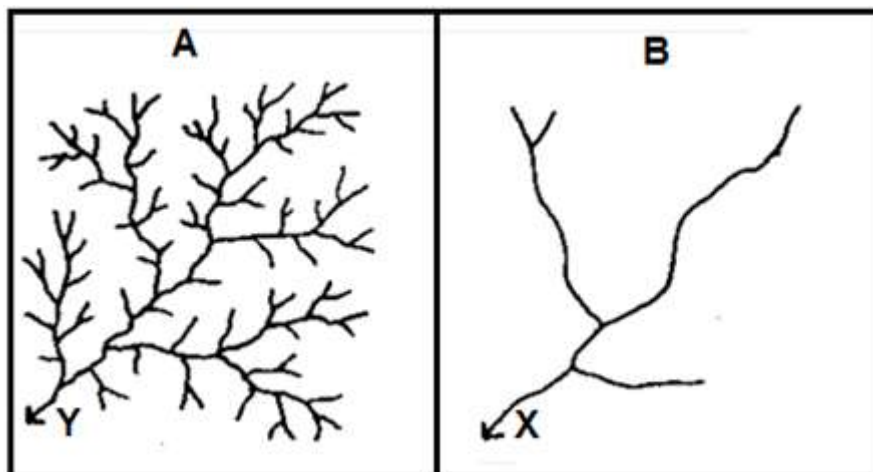
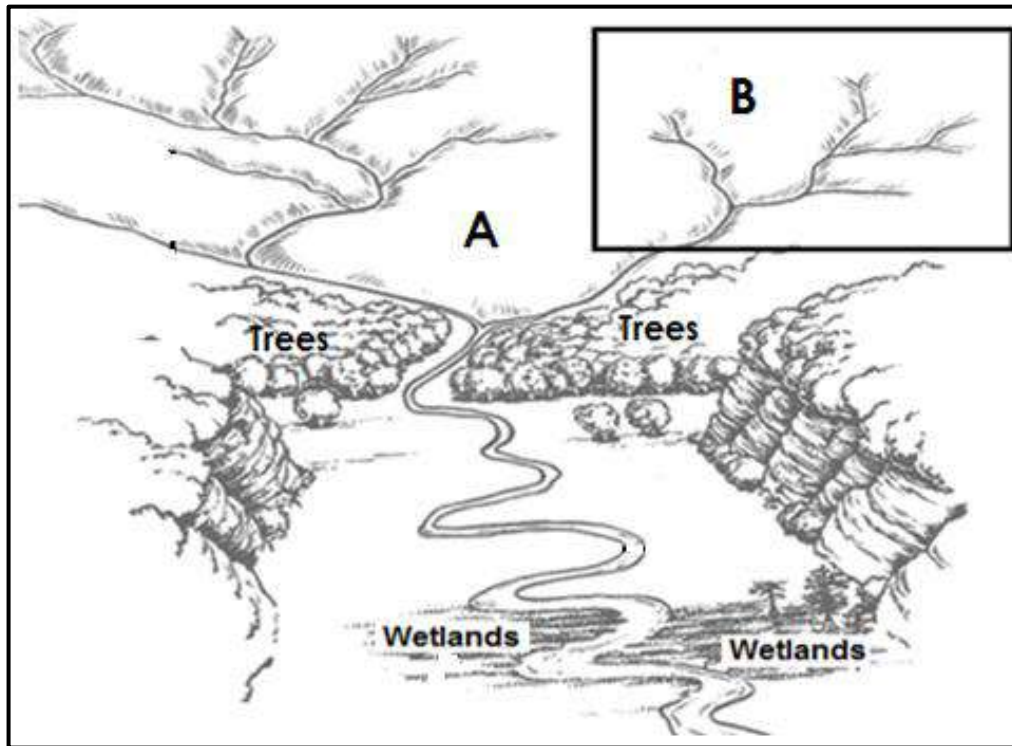

<http://slideplayer.com/slide/10180352/34/images/96/3.+High+Pressure+Systems.jpg>]**FIGURE 2.5: DRAINAGE DENSITY**[Adapted from <http://www.civil.northwestern.edu/people/dowding/airphoto/scan/a2a.gif>]

FIGURE 2.6: A RIVER SYSTEM

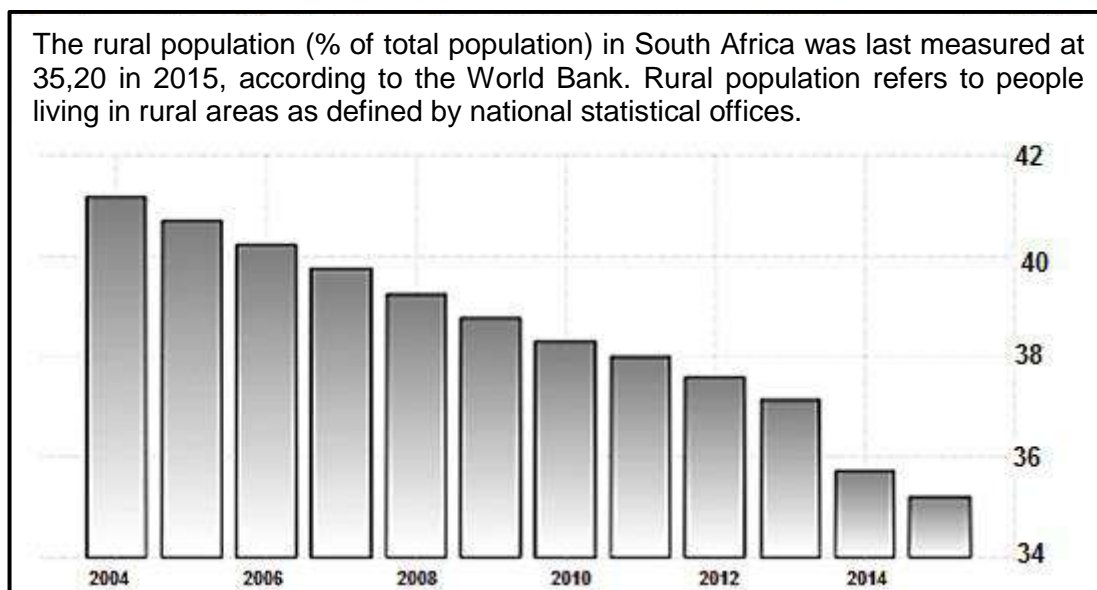


[Adapted from ecoursesonline.iasri.com]

FIGURE 3.1: URBAN PROFILE













[Adapted from www.learnmindset.co.za]

FIGURE 3.4: RURAL POPULATION (2004–2015)

[Source: <http://www.tradingeconomics.com/south-africa/rural-population-percent-of-total-population-wb-data.html>]

FIGURE 3.5: WESTERN CAPE EXPORT PRODUCTS

TOP 10 WESTERN CAPE EXPORT PRODUCTS	
 1 Refined Petroleum ZAR18,2 bn	 6 Iron and Steel ZAR3 bn
 2 Citrus ZAR8,6 bn	 7 Fruit Juice ZAR2,2 bn
 3 Wine ZAR8,6 bn	 8 Dried Fruit and Nuts ZAR2,1 bn
 4 Apples and Pears ZAR6 bn	 9 Tobacco ZAR1,8 bn
 5 Grapes ZAR6 bn	 10 Engine Parts ZAR1,6 bn

[Source: http://www.wesgro.co.za/pdf_repository/0077%20Wesgro_Investment%20Folder_004.1%20SP%20new.pdf]

FIGURE 3.6: SMALL-SCALE FARMING

[Source: <https://www.google.co.za/search?q=subsistence+farming&source=lnms&>]

FIGURE 4.3: LAND REFORM


SOUTH AFRICA'S LAND REFORM EFFORTS LACK A FOCUS ON STRUGGLING FARMERS

South Africa's land reform programme has suffered many failures and its beneficiaries have in many cases seen little or no improvements to their livelihoods. Land reform remains an unresolved historical grievance.

There is a general agreement that land reform has been a failure and needs to be sped up. Research shows that between 70% and 90% of the projects (including land restitution projects) have failed. The government needs to reconsider its policy of simply acquiring land for redistribution. It needs to take measures to make sure that redistributed land is used productively.

If land reform is to continue in its current fashion, its prospects are doomed. It is the government's duty to see to it that they create self-sufficient farmers through the provision of post-settlement support.

[Adapted from <http://mg.co.za/article/2016-12-06-south-africas-land-reform-efforts-lack-a-focus-on-struggling-farmers>]

FIGURE 4.4: INJUSTICES IN URBAN AREAS

[Source: <https://s-media-cache-ak0.pinimg.com/originals/ca/ab/c7/caabc75946c2e1260c536d4081908cce.jpg>]

FIGURE 4.6: CONTRIBUTION OF SELECTED ECONOMIC ACTIVITIES TO SOUTH AFRICA'S GDP

ECONOMIC ACTIVITY	CONTRIBUTION
Agriculture, forestry and fishing	2,2%
Mining and quarrying	4,9%
Manufacturing	15,2%
Electricity, gas and water	1,8%
Construction	3%
Finance, real estate and business services	21,5%
General government services	13,7%

[Source: <https://www.brandsouthafrica.com/investments-immigration/economynews/sa-economy-key-sectors>]